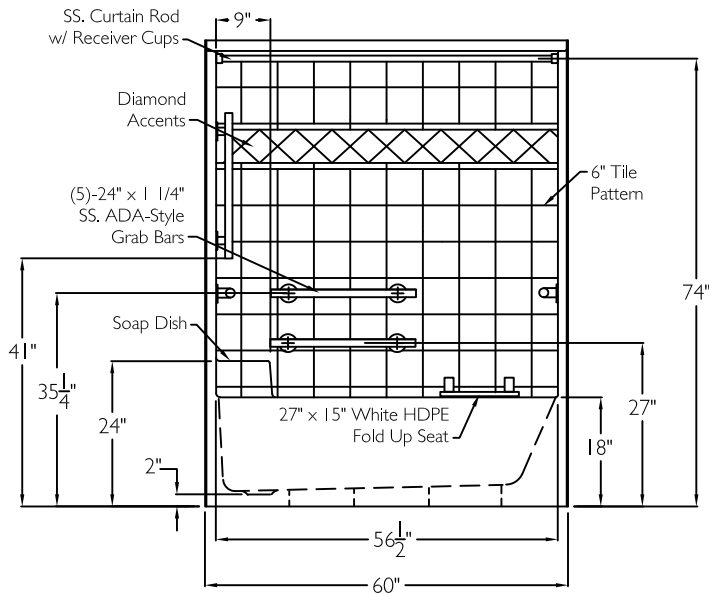
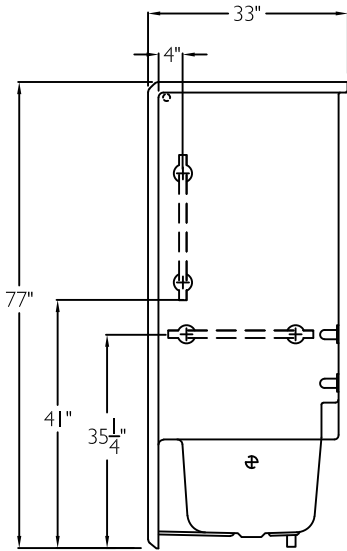


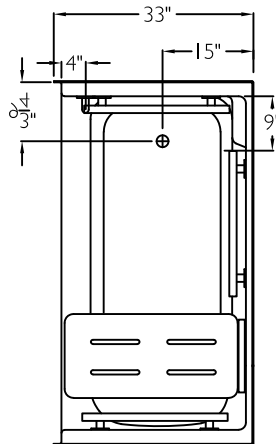
## FRONT VIEW



## SIDE VIEW



## TOP VIEW



BY ACCESSIBILITY PROFESSIONALS

## SPECIFICATION SHEET

### APT<sub>X</sub>ST6032TSADAL

Finished surface shall be of a sanitary grade AcrylX™ applied acrylic. The base shall be attached to the sump in such manner to form an integral part with an inner and outer coating of polyester resin. Unit construction shall be of a molded reinforced fiberglass with a 15% minimum fiberglass content.

The unit shall have outside dimensions of 60" x 33" x 77".

The unit shall meet ADA, ANSI A117.1, CSA B45.5, HUD-UM73, and UPC.

## HANDED BY THE VALVE

The enclosure may be equipped with the following accessories:

- 1) Two 24" x 1 1/4" diameter stainless steel ADA T-style horizontal grab bars on the back wall,
- 2) Two 24" x 1 1/4" diameter stainless steel ADA T-style horizontal grab bars, one on each side wall,
- 3) One 24" x 1 1/4" diameter stainless steel ADA T-style vertical grab bar on the drain side wall, all with 1 1/2" statute clearance, mounted with stainless steel bolts, and secured from the rear with 3" x 3" x 11 gauge metal mounting plates,
- 4) 27" x 15" white HDPE fold up seat,
- 5) One inch diameter, 18 gauge stainless steel curtain rod with receiver cups,
- 6) Tile finish,
- 7) Diamond accents,
- 8) Molded low shelf.

THIS UNIT FEATURES THE OUTSIDE DIMENSION OF 60" OF OVERALL WIDTH. THIS DOES NOT ALLOW FOR FULL ENCLOSURE OF THE BOLTS AND NUTS USED TO SECURE THE BARS AND SEAT IN PLACE. THE BOLT AND NUT COMBINATION SHOULD NOT PROTRUDE MORE THAN 3/4" ON EITHER SIDE OF THE TUB SHOWER WALLS. THIS MAY REQUIRE THE NEED TO NOTCH STUDS TO ALLOW BOLT CLEARANCE FOR A DRYWALL ENCLOSED FIRE WALL INSTALLATION. ADJUSTMENT OF THE WALL BOARD MAY BE NECESSARY TO PROVIDE CLEARANCE OF THE BOLT(S) WHILE MAINTAINING THE INTEGRITY OF THE DRYWALL ENCLOSED FIRE WALL ENCLOSURE.

NOTE: THIS UNIT WILL NOT ACCEPT A DOOR.

Job Name	Approved By Print Name		Date	<b>APT<sub>X</sub>ST6032TSADAL</b>	
Project No	Approved By Signature				
<b>FreedomShowers.com</b> <b>1-877-947-7769</b>	Architect			Drawing No. XST 6032 TS 5-SS ADA-Style Grab Bars HDPE CR	
	Engineer			Date Issued, 4-3-12	Drawing Rev. 3-7-24
	Rep			Material. AcrylX™ Applied Acrylic	
	Wholesaler			Color.	
	Comments			Dimensions are in inches. Due to the nature of the materials dimensions may vary ± 1/2"	