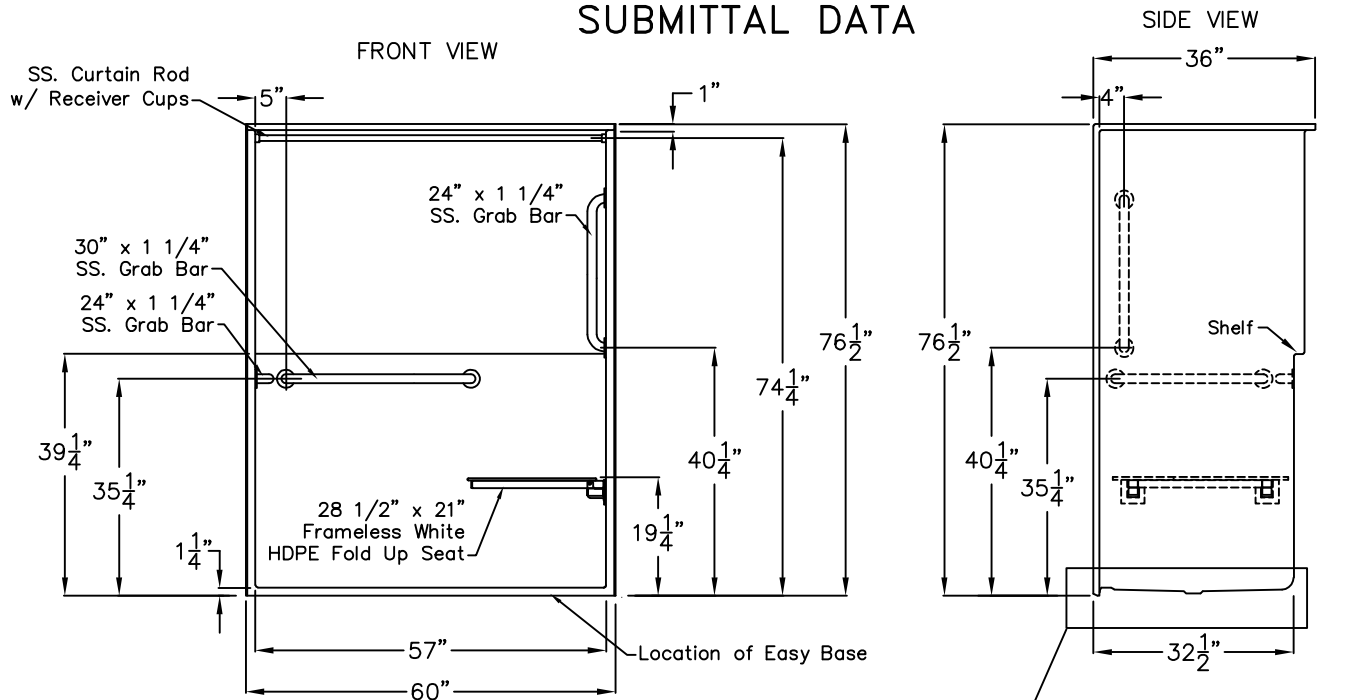


Freedom Showers

SUBMITTAL DATA



Roll-In Shower Stall

The shower enclosure shall be Model APF G 6036 BF 1.25 right. Finished surface shall be of an applied acrylic. The base shall be attached to the sump of the unit in such a manner to form an integral part with an inner and outer coating of polyester resin. The unit shall have outside dimensions of 60" x 36" x 76 1/2". The unit meets ANSI Z124.1.2, CSA B45.5, and HUD-UM73.

This enclosure shall be equipped with the following installed accessories:

- 1) One 30" x 1 1/4" diameter stainless steel horizontal grab bar on the back wall,
- 2) One 24" x 1 1/4" diameter stainless steel horizontal grab bar opposite the seat,
- 3) One 24" x 1 1/4" diameter stainless steel vertical grab bar on the seat side wall, all with 1 1/2" statute clearance, mounted with stainless steel bolts, and secured from the rear with 3" x 3" x 11 gauge metal mounting plates,
- 4) 28 1/2" x 21" frameless white HDPE fold up seat,
- 5) One inch diameter, 18 gauge stainless steel curtain rod with receiver cups,
- 6) Molded shelf along the back wall,
- 7) Full reinforced backing,
- 8) Armor Core Easy Base,
- 9) 1 1/4" Threshold.

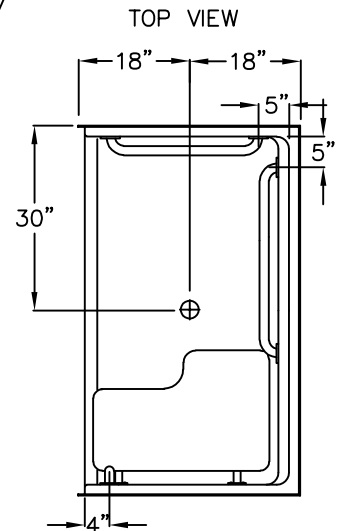
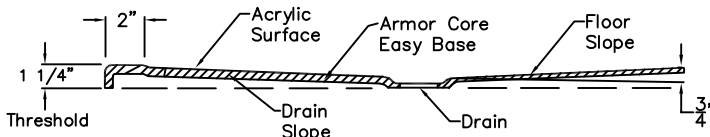
Available Options: 10) Valve package includes: Hand held shower set, swivel connector, 60" flex hose, vacuum breaker, 30" slide bar, wall water outlet fitting, 11) Recessed soap dish, 12) Green anti-bacterial shower curtain and hooks, 13) White shower curtain and hooks, 14) Nurses call box drilling.

This unit features the outside dimensions of 60" of overall width. This does not allow for full enclosure of the bolts that are used to secure the bars and seat in place.

This may require the need to notch studs to allow for bolt clearance for installation.

For a dry wall enclosed fire wall installation, adjustment of the wallboard may be necessary to provide clearance of the bolts while maintaining the integrity of the drywall fire wall enclosure.

G6036BF 1.25" THRESHOLD DETAIL



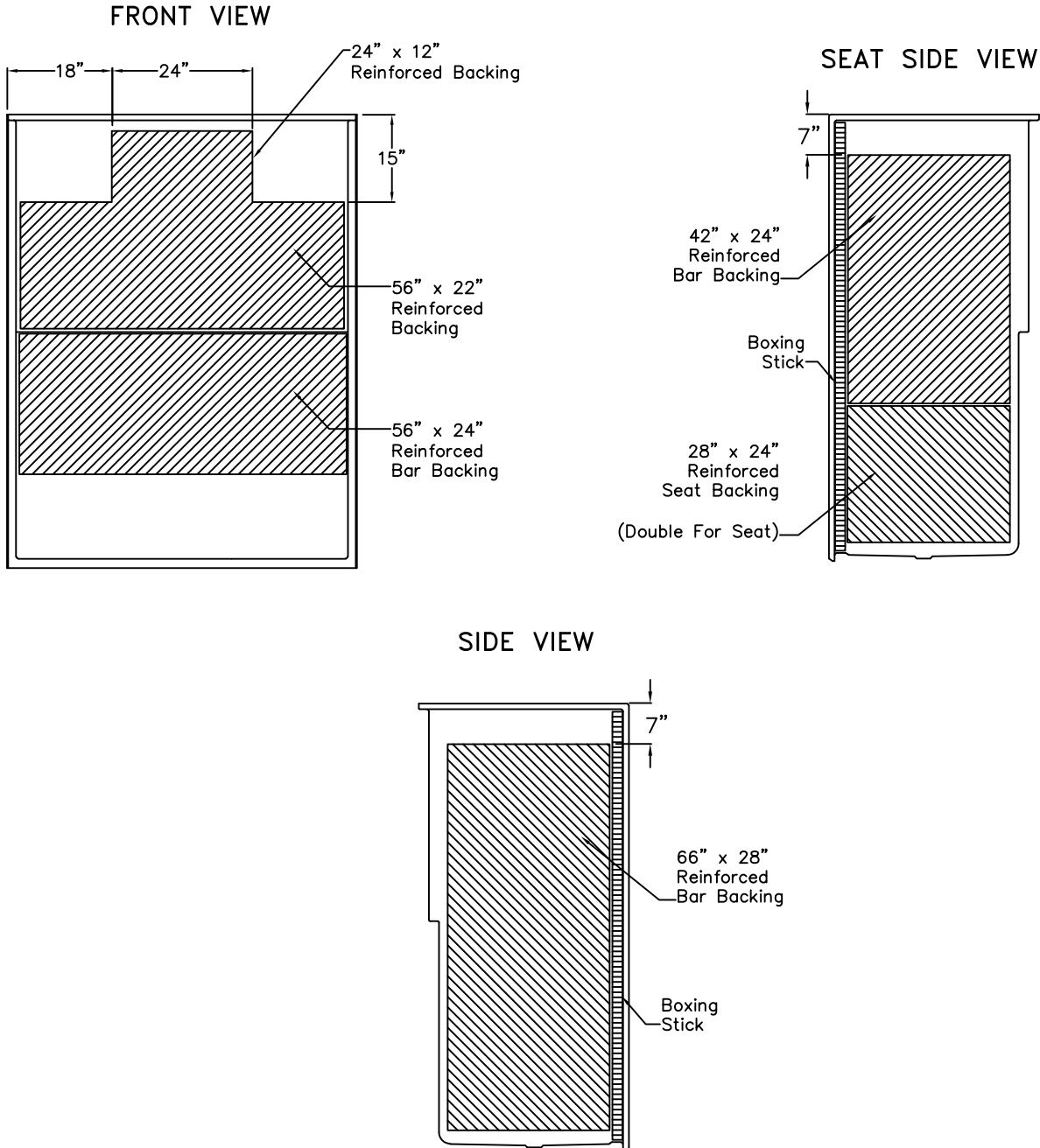
STATE HANDING WHEN ORDERING
HANDED BY THE SEAT
Right Hand Shown, Left Available

DUE TO THE NATURE OF THE MATERIALS
DIMENSIONS MAY VARY ± 1/2"

Job Name:	ACCESSIBILITY PROFESSIONALS	
Approved by Print Name:	Drawing#: APF 6036 BF 1.25 HBW HSW VSWSt FHDP CR FWB Easy Base Right	
Approved by Signature:	Date:	Date: 5-1-07 Revised: 9-17-20
Rep.:	Wholesaler:	Quote No.:

Backing Placement Drawing

SUBMITTAL DATA



DUE TO THE NATURE OF THE MATERIALS
DIMENSIONS MAY VARY $\pm 1/2"$

Job Name:	ACCESSIBILITY PROFESSIONALS	
Approved by Print Name:	Drawing#: APF 6036 BF 1.25 HBW HSW VSWst FHDP CR FWB Easy Base Right-BP	
Approved by Signature:	Date:	Date: 5-1-07 Revised: 9-17-20
Rep.:	Wholesaler:	Quote No.:

ACCESSIBILITY PROFESSIONALS
4 ALLIANCE BLVD. UNIT 123 BARRIE, ONTARIO CANADA L4M 7G3
1 (877) 947-7769 - www.FreedomShowers.com