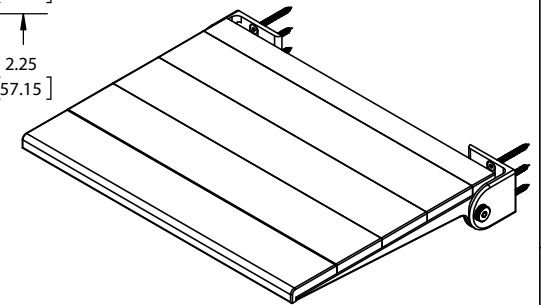
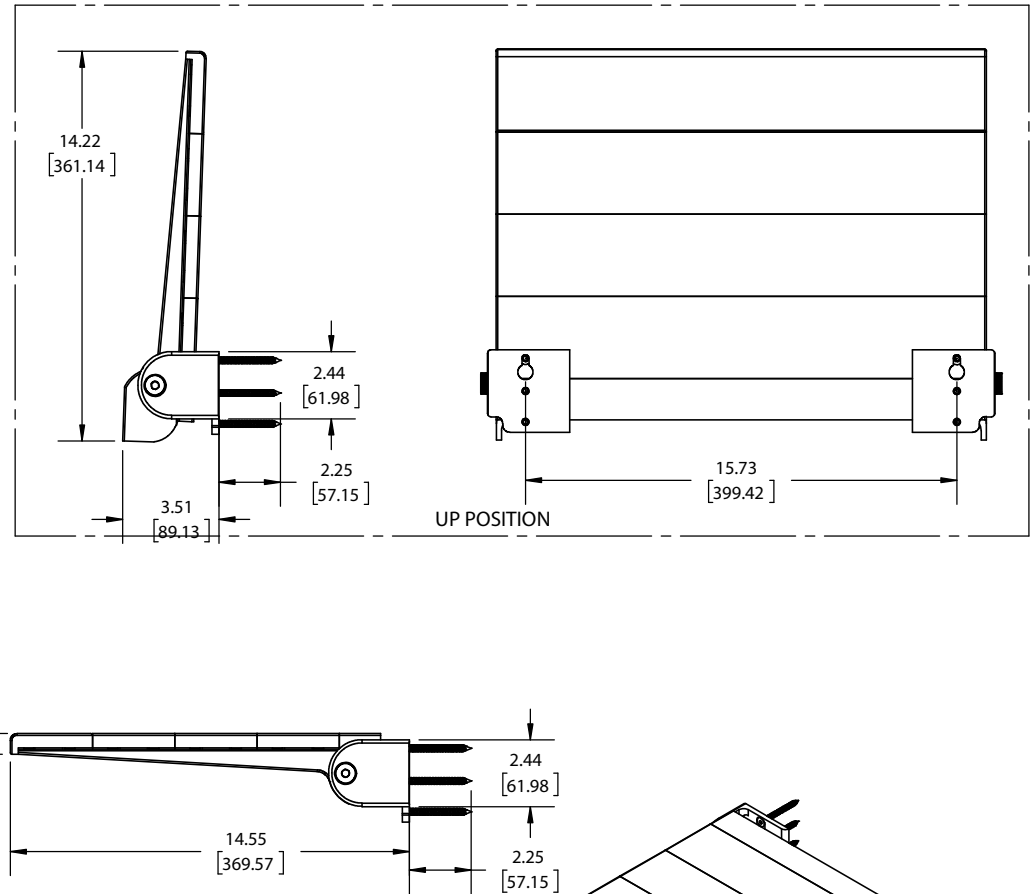
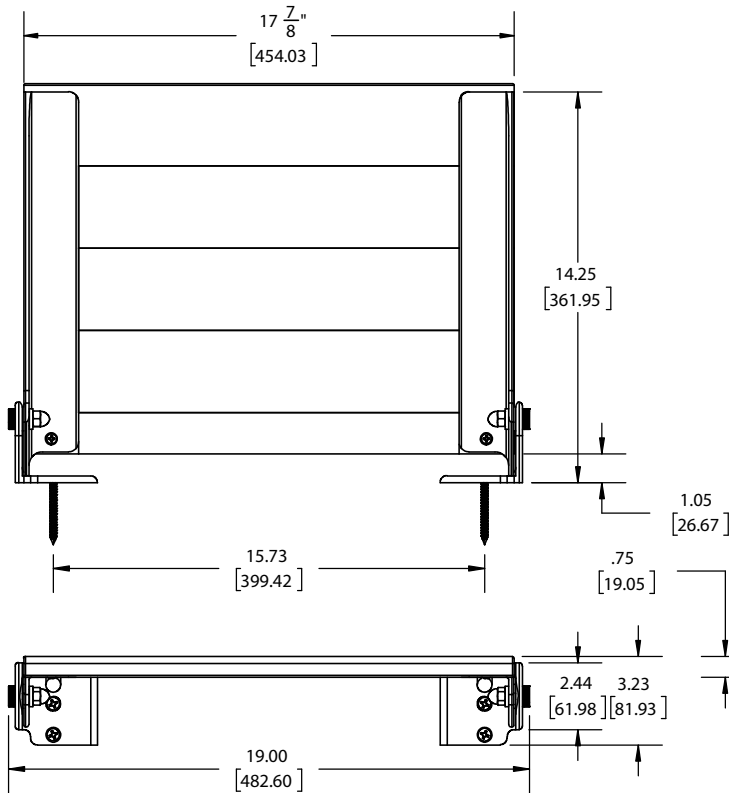


NOTES:

1. DIMENSIONS IN BRACKETS [ ] ARE MILLIMETERS, FOR REFERENCE ONLY.
2. GRAIN DIRECTION PER ASME Y14.36M-1996 FOR SS SATIN FINISHES ONLY.



FreedomShowers.com  
1-877-947-7769

MODEL #

APFSHAFSL185155TW-SL (teak wood, silver frame)

APFSHAFSL185155TW-MB (teak wood, black frame)

-HARDWARE PACKAGE INCLUDES:

1. #14X2.5" 5/32" HEX DRIVE 18-8 (S-4500-110314 QTY 2)
2. #14X2.5" PHIL. DRIVE 18-8 (S-4500-120456 QTY 4)
3. 5/32" HEX KEY(S-4500-120447 QTY 1)

TITLE:  
SILHOUETTE SLIMLINE TEAK SHOWER  
SEAT

DRAWN	J. AMOZOC	DWG. NO.	SHAFSL-185155-TW	REV	A
ENG APPR.		SIZE	A	DO NOT SCALE DRAWING	SCALE: 1:12
					SHEET 1