



APF6036SH1SPANL 60" x 37 1/4" x 24"

Gelcoat shower base with one seat, foot ledge and 5" EasyStep™ threshold.

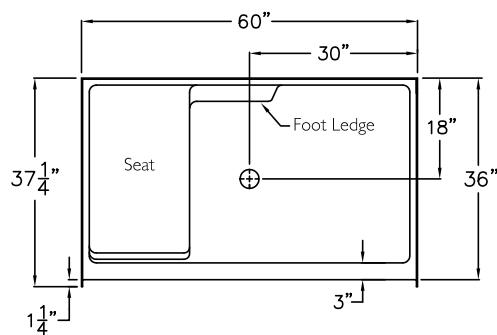
HANDED left or right seat

WEIGHT 97

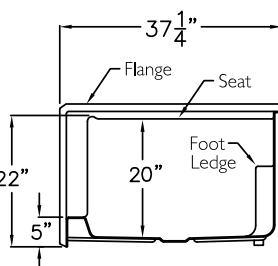
CODES IPC, UPC, ANSI Z 124.2



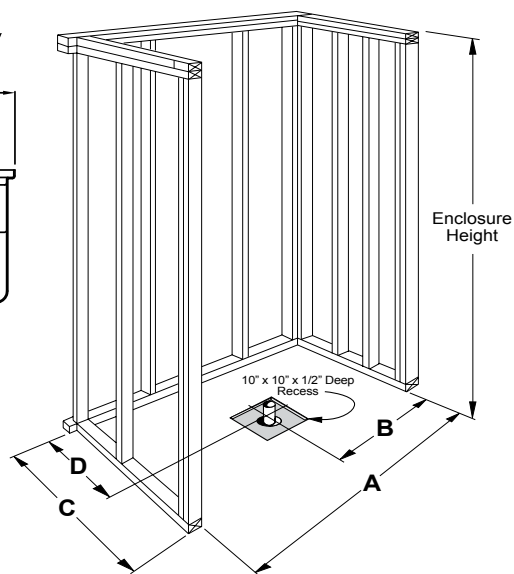
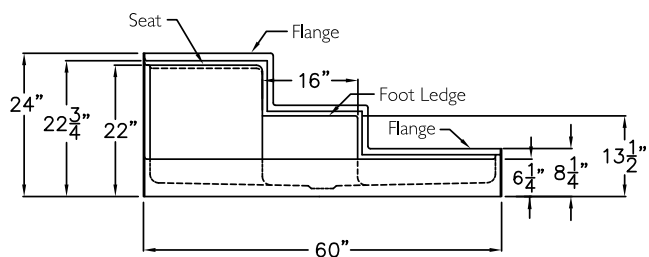
TOP VIEW



SEAT SIDE VIEW



FRONT VIEW



CENTER DRAIN	A	B	C	D
APF6036SH1SPANL	60 1/4"	30 1/8"	37 1/4"	18"

