

FREE OM Showers

by Accessibility Professionals

FreedomShowers.com 1-877-947-7769



APFHHGBLS SPEC SHEET

Handheld Shower with Grab Bar Assembly Includes:

1. 30" Grab Bar
2. Slide Mechanism
3. Hand Shower
4. Supply Elbow
5. Vacuum Breaker
6. 60" Hose
7. On/Off Pause Button
8. 1.8 GPM Flow Restrictor



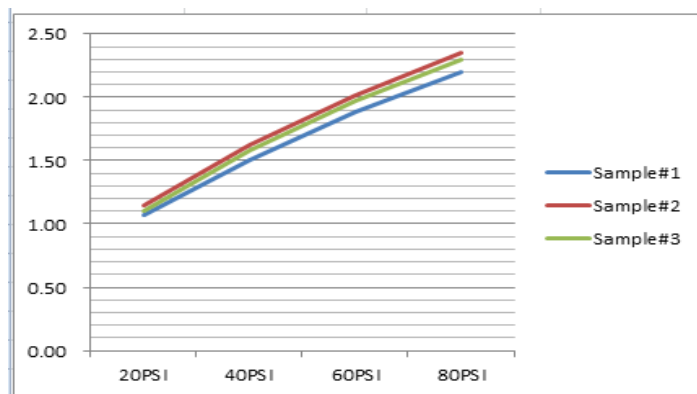
Item No.	Description	
HS2462CP	<p>Hand Shower; On/Off Pause Button:</p> <ul style="list-style-type: none"> - Chrome Plated Finish - Single Function on and off pause button <ul style="list-style-type: none"> - Less than 2 pounds of force to operate - Saturating Spray and Trickle Function - Flow Rate: <ul style="list-style-type: none"> 1.4+ GPM at 20 PSI <2.5 GPM at 80 PSI - Thread - G1/2 	
F14SS60	<p>Stainless Steel Shower Hose; Double Lock - 60"L:</p> <ul style="list-style-type: none"> - Materials: <ul style="list-style-type: none"> Stainless Steel Connectors Brass Conical Nut Brass Hex Nut O-Ring - Measurements: <ul style="list-style-type: none"> Outside Diameter: 14 mm Length: 60" - Double Lock Type - Specification F1/2*F1/2*60" - PVC Core Tube 	
NEOPERL 1.8	<p>Rubber Gasket Flow Restrictor</p> <ul style="list-style-type: none"> - For California Residents / Projects Only - Complies with 1.8 GPM MAX Flow Rate Requirements 	
BAR-SB30-TW-125-SA	<p>Grab Bar</p> <ul style="list-style-type: none"> - 30' length - 1.25" Outer Diameter - 304 Stainless Steel - Concealed Flanges - Six (6) Stainless Screws Included 	
Slider 02-CH	<p>Chrome Slide Mechanism:</p> <ul style="list-style-type: none"> - 1 piece handle - 1 piece connector - Less than 5 lbs force required to operate lever 	

Description		
4993	Vacuum Breaker - Chrome plated brass body with brass thread - Rubber Gasket	
BBS1250X28 R.1	Supply Elbow with EPDM Gasket - Round Connector - Brass with Chrome Plating - 1/2" NPT Water Inlet Thread - 1/2-14 NPSM Outlet Tube Outside Thread	

FLOW RATE TEST RESULTS

Flow Rate Test Results for Shower Kit without Flow Restrictor

<u>Water pressure</u>	<u>Sample#1</u>	<u>Sample#2</u>	<u>Sample#3</u>	<u>Average</u>
20PSI	1.07	1.15	1.10	1.11
40PSI	1.50	1.62	1.58	1.57
60PSI	1.88	2.01	1.97	1.95
80PSI	2.20	2.35	2.30	2.28



Flow Rate Test Results for Hand Shower with Flow Restrictor

1.8gpm Neoperl restrictor			
Item	Pressure		
	20PSI	45PSI	80PSI
HS2462CP /Sample 1	0.91GPM	1.484GPM	1.82GPM
HS2462CP /Sample 2	0.916GPM	1.468GPM	1.818GPM