



# Freedom Accessible Shower Pan Inspire Series 60" x 32" Center Drain

MODEL: APX6032BFPC



#### EXTERIOR DIMENSIONS:

60" x 32" x 6"

#### INTERIOR DIMENSIONS:

57" x 26 5/8"

#### FEATURES:

- 7/8" barrier free threshold
- Center drain location, ideal for bathtub replacement
- Underside of pan is smooth and pre-levelled for easy installation
- Fiberglass construction
- Applied acrylic finish
- Textured slip-resistant floor
- Drain included, square chrome plate, no caulk
- Works with all wall materials and finishes
- Adaptable for shower doors
- Consistent nailing flange

#### ACCESSORY PACKAGES AVAILABLE:

Residential Safety Package includes:

- Fold-up wall-mounted shower bench
- 3 x Grab bars

Water Retention Package includes:

- Collapsible water retainer with end caps
- Weighted shower curtain and rod

#### INDIVIDUAL ACCESSORIES AVAILABLE:

- Fold-up shower bench (various styles)
- Grab bars (various styles and sizes)
- Adjustable handheld shower kit with bar
- ADA pressure-balanced shower valve
- Collapsible water retainer with end caps
- Weighted shower curtain and rod



Made in USA

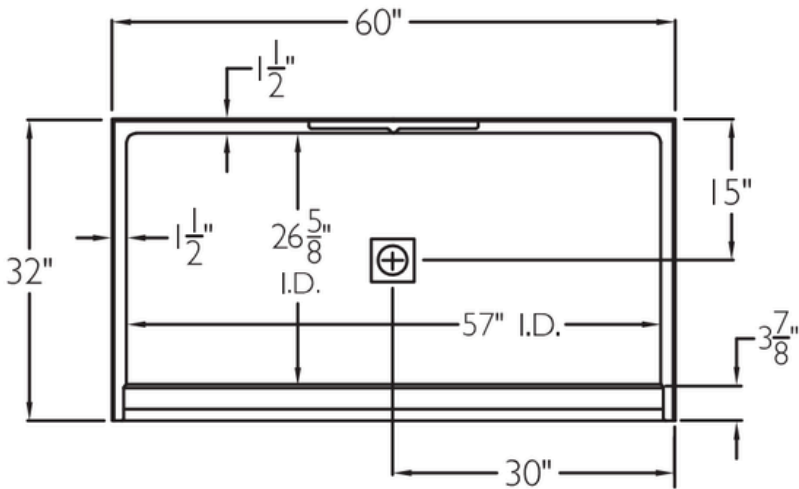


30-Year Warranty

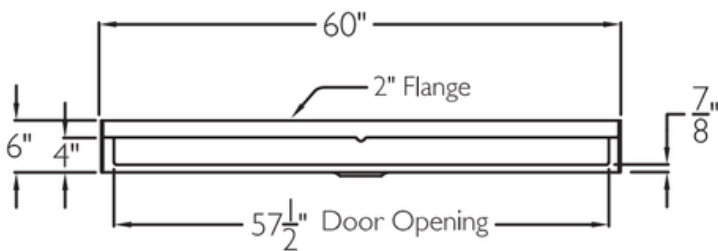
# Freedom Accessible Shower Pan Inspire Series 60" x 32"

MODEL: APX6032BFPC

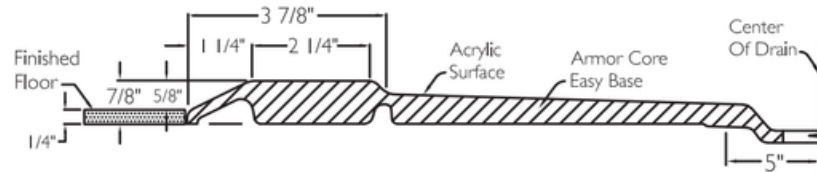
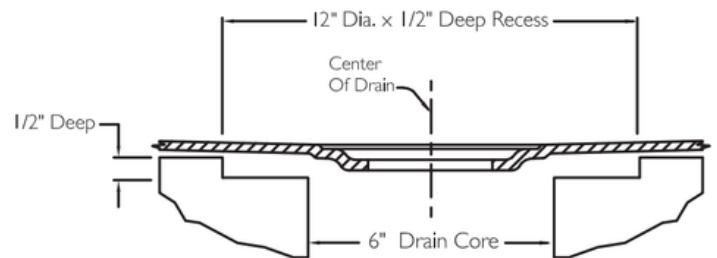
TOP VIEW



FRONT VIEW



COMES WITH NO CAULK DRAIN and Square Strainer Plate  
Cutaway Drain Detail



**NOTES:**

Dimensional Tolerance  $\pm 1/2"$ .  
Accessibility Professionals Inc.  
assumes no responsibility for prep work

**CODE COMPLIANCE:**

- IPC International Plumbing Code
- UPC Uniform Plumbing Code
- ANSI Z124.2 Standards for Plastic Showers
- CSA Canadian Standards Association
- NFPA 101.24.2.8

**FRAME-IN DIMENSIONS:**

A	60 1/4"
B	30 1/8"
C	32"
D	15"

